











## MONOLITE

Monolite easy chair and sofa with low back has neat dimensions. With less seating depth and greater height it offers a more upright position, suitable in staff dining rooms and coffee rooms. The gap between the seat and back makes it easy to clean. Removable covers are optionally available. Monolite can be assembled into different formations and made to measure by request. Benches, heightened backs and high end pieces complete the range.

## VARIANTS

	W	D	H	SH
	680 mm	630 mm	795 mm	450 mm
	560/1310/1710 mm	465 mm	450 mm	
	560/1310/1710 mm	630 mm	795 mm	450 mm
	620/1370/1770 mm	630 mm	795 mm	450 mm
	680/1430/1830 mm	630 mm	795 mm	450 mm
	815 mm	815 mm	795 mm	450 mm
	680 mm	680 mm	795 mm	450 mm
	630 mm	630 mm	795 mm	450 mm

## DESIGNER



Sandin & Bülow