











PAX

With its billowing shape the chair ensures maximum seating comfort in a small space. The Pax chair is designed to respond flexibly to the human body and assure its comfort. Pax has an injection moulded polypropylene seat shell and can be ordered non-upholstered or with an upholstered seat or fully upholstered. There are several frame options; 4-legged metal or wooden frame, sled base frame, 4-spoke fixed frame or 4-spoke swivel base in chrome or CbM*.


*CbM = beige, mustard yellow, dusty pink, rusty red, burgundy red, blue grey, green, grey, dark grey, black and white



VARIANTS

	W	D	H	SH
	580 mm	550 mm	780 mm	430 mm
	580 mm	550 mm	780 mm	430 mm
	580 mm	550 mm	780 mm	430 mm
	580 mm	550 mm	780 mm	430 mm
	580 mm	550 mm	780 mm	430 mm
	580 mm	550 mm	780 mm	430 mm
	580 mm	550 mm	780 mm	430 mm
	580 mm	550 mm	780 mm	430 mm

DESIGNER



Fredrik Mattson