

STORAGE SYSTEM. Design: Wolfgang C. R. Mezger.



The Storage System is a system of modular storage elements – for executive offices, the conference room and also your home office. Closed as a cabinet with drawers and doors or open as shelving or a glass-fronted cabinet – a clear design for timeless elegance. Individual configurations derive from the combination of functional elements and high-grade materials. Whether as an individual element, combined or in a sequence – the Storage System ensures your very own room concepts. Open to freedom and change, distinct as a tailor-made suit.

Product description

Functions

The modular storage system consists of base and top cabinets in various designs (see overview on following pages) and in heights and widths which can be combined with each other.

Base and top cabinets

The **base cabinets** are supplied with a plinth and are 41 or 82 cm wide depending on the design (1 or 2 doors). They are available in a range of heights to accommodate 2-6 FH (folder heights: based on standard A4 lever arc files). The base cabinets also form the support for the top cabinets.

Each base cabinet can be combined with one or more top cabinets to accommodate a maximum of 6 FH.

Depending on the design, **top cabinets** are 41 or 82 cm wide and available in a range of heights to accommodate 1-4 FH.

Cabinet depth: 45 cm.

Doors

The doors of cabinet units up to 2 FH, can be opened with a touch function, without handles. Doors of taller cabinets are fitted with door handles.

Shelves: melamine silver-grey, 19 mm thick.

Drawers

For free-standing and built-on drawers it is recommended to use cover panels, because a joint of 0,5 cm is visible.

Drawer elements are available to accommodate a single or a half-size FH and can be opened with a touch function, without handles.

Drawers of 1 FH can be fitted optionally with a suspension filing frame.

Drawer interior: silver-grey.

Shelves and glass cabinets

Free-standing and built-on cabinets with shelves and glass cabinets can only be supplied with cover panels. Please order cover panels separately.

Shelves in shelf cabinets: similar to the surface of carcass, 19 mm thick.

Doors in glass cabinets: security glass, 6 mm thick.

Shelves in glass cabinets: security glass, 8 mm thick.

Handles

All glass cabinets and door units of taller than 2 FH are fitted with polished or matt chrome finger pull handles. Please specify the surface of the door handles when ordering.

Door handles: 10,6 x 2 cm.

STORAGE SYSTEM.

Surfaces

Fronts, shelves and glass cabinets

Fine textured paint from price group II.

Paint white no. .03 from price group VI.

Veneers from price groups IV, V, VI.

Door and drawer elements without cover panels:

Carcass exterior: Melamine soft white. Carcass interior: Melamine silver-grey.

Door and drawer elements with cover panels:

Carcass exterior and interior: Melamine silver-grey.

Cover panels:

The storage system can be fitted optionally with cover panels (side, top and back). Please order these separately. The surfaces are the same as those available for the fronts, shelves and glass cabinets (see above).

Up to a height of 4 FH it is recommended to use a top cover Panel, because the gaps between the individual elements are visible. From a height of 5 OH a top cover Panel is not necessary.

Wall-mounting

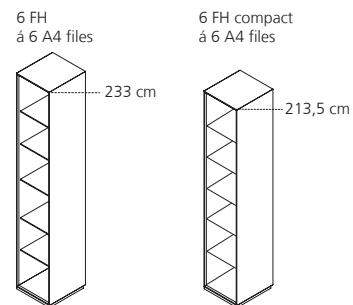
If the Storage System is more than the equivalent of 3 FH, a hole is drilled in the rear so that it can be fixed to the wall (the type of dowelling and type of screws must be determined and obtained by the customer as they depend on the composition of the wall). The hole has a cover.

Free-standing elements (or elements with a visible rear wall) have a hole drilled in the base so that they can be screwed to the bare floor to prevent the system tipping over.

Ordering notes

Build your individual storage system from different modules.

1. First select the left base cabinet.
2. Then select the corresponding top cabinet.
3. Select the next base cabinet.
4. Then select the next top cabinet.
5. Select the following cabinets in this order.
6. Select the side panels.
7. Select the top panels.
8. Select the back panels.
9. Select the accesories you want (wardrobe kit or suspension filing frame). Define in which cabinets the accesories are placed.







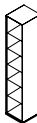
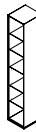



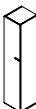




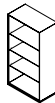
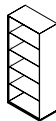
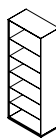
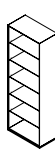



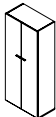
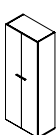
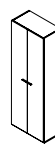




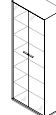
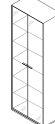

















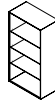









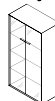





Please note: Folder heights are based on standard A4 lever arc files.

6 FH compact and 4 FH compact cabinets are slightly reduced in height and have restricted combination options. Please enquire.

Technical drawings and dimensions

STORAGE SYSTEM

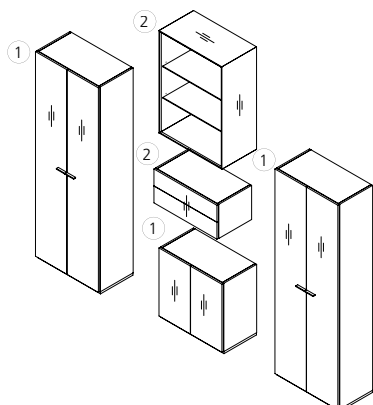
overview

base cabinet, 41 cm wide		2 FH	3 FH	4 FH	5 FH	6 FH comp.	6 FH
shelves							
doors							
base cabinet, 82 cm wide		2 FH	3 FH	4 FH	5 FH	6 FH comp.	6 FH
shelves							
doors							
glass cabinets							
drawers/ suspension filing frame							
drawers							
top cabinet, 41 cm wide		1 FH	2 FH	3 FH	4 FH comp.	4 FH	
shelves							
doors							
top cabinet, 82 cm wide		1 FH	2 FH	3 FH	4 FH comp.	4 FH	
shelves							
doors							
glass cabinets							
drawers/ suspension filing frame							
drawers							

Please note: Folder heights (FH) are based on Standard A4 lever arc file

Please note: Folder heights (FH) are based on Standard A4 lever arc files.

Base and top cabinets

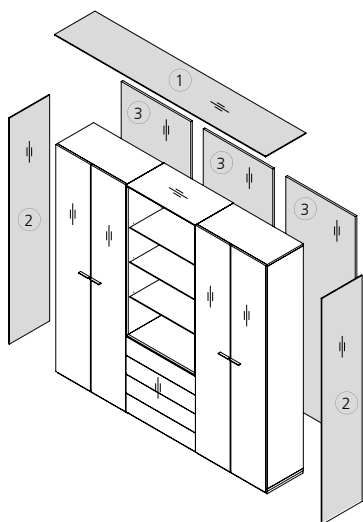


① **Free-standing base cabinet:** with plinth.
(plinth height: 2.5 cm, black)

② **Top cabinet:** without plinth.

Cabinet exteriors with doors and drawers as standard in melamine soft white.
Without cover panels (side, top and back).
Please order these separately.

Cover panels



Cabinet with cover panels:

- ① Top panel
- ② Side panels
- ③ back panels

Please order these separately.

Dimensions:

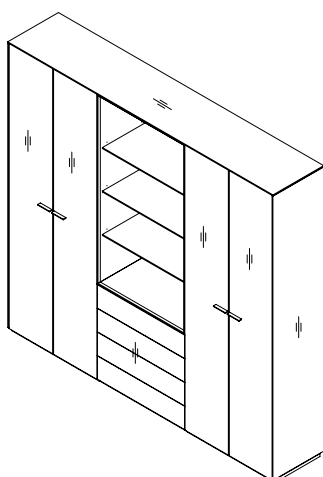
The dimensions for the individual cabinet units do not take the cover panels into account.

Side cover panels increase the **width** of the cabinet by 2 cm (1 cm per panel).

A top cover panel increases the **height** of the cabinet by 1.1 cm.

A back cover panel increases the **depth** of the cabinet by 2.5 cm.

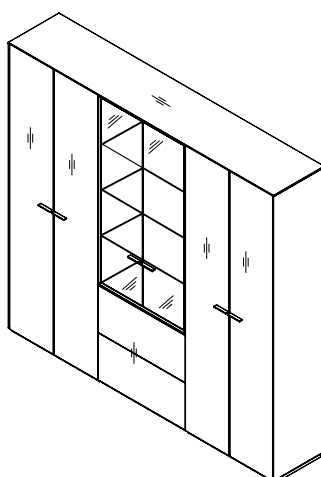
Variations



Configuration I

Storage System 6 FH:

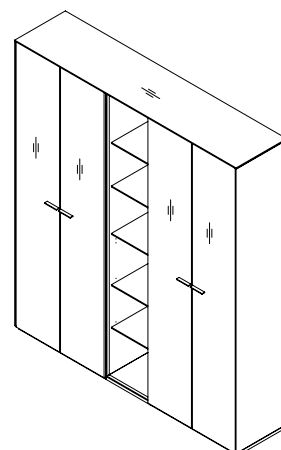
- 1 x base cabinet with doors 776020-G82
- 1 x base cabinet with drawers 772040-G82
- 1 x top cabinet with shelves 774010-A82
- 1 x base cabinet with doors 776020-G82
- 2 x side panels 7716
- 1 x top panel 7745
- 3 x back cover panel 7736



Configuration II

Storage System 6 FH:

- 1 x base cabinet with doors 776020-G82
- 1 x base cabinet with drawers 772030-G82
- 1 x top glass cabinets 774050-A82
- 1 x base cabinet with doors 776020-G82
- 1 x top panel 7745



Configuration III

Storage System 6 FH:

- 1 x base cabinet with doors 776020-G82
- 1 x base cabinet with shelves 776010-G41
- 1 x base cabinet with doors 776020-G82
- 1 x top panel 7744