



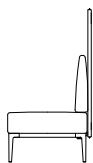
JAAN SILENT. UPHOLSTERED BENCH

DESIGN: EOOS.

Construction	wooden construction	Screen	<ul style="list-style-type: none"> – wooden construction with foam cover – corner connecting straps made of steel laminated with leather Saddle black – horizontal subdivision with black sub-cover
Frame	aluminium	Accessories and plug management	Connecting set 788-CON: straight connecting straps made of steel laminated with leather Saddle black.
Upholstery	<p>Jaan Silent bench 788</p> <p>Upholstery formal: micro compartment spring pockets with a layer of wadding.</p> <p>Jaan Silent sofa 789</p> <p>Upholstery soft: ticking sewn into chambers with down filling and cold cure sandwich construction Notice: Ticking chambers may be visible and are a sign of product's quality.</p> <p>back cushions: loose, ticking sewn into chambers with down filling and cold cure core.</p>	Information	Several sofa or bench elements are linked through two connector elements assembled between two screens (788-CON). In leather Saddle. Please order separately. See drawing on next page.

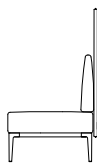
Versions

Jaan Silent bench 788



Depth without back cushions: 68 cm
 Seat depth: 46 cm
 Upholstery: formal

Jaan Silent sofa 789

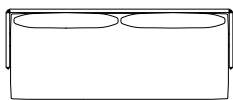
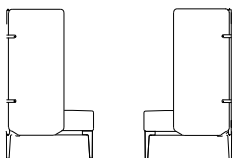


Depth without back cushions: 75 cm
 Seat depth: 53 cm
 Upholstery: soft

Screen versions

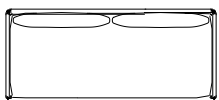

back + screen side panels short

side panels
on both sides



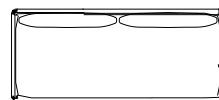
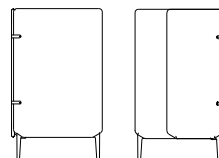
example 789-20 SU

back + screen side panels long



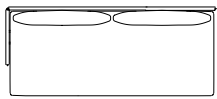
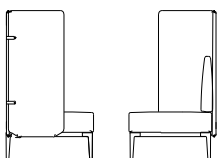
example 789-20 LU

back + screen side panels long and short

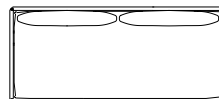



example 789-20 SRL (L)
 also mirrored available (R)

single
side panel

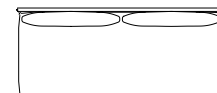



example 789-20 S (L)
 also mirrored available (R)



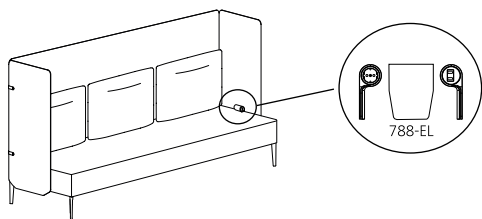
example 789-20 L (L)
 also mirrored available (R)

only back
 (without side elements)
 Notice:
 not free-standing, only
 available for extension

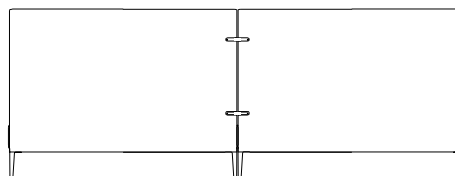
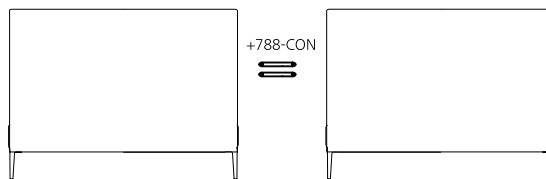


example 789-20 M

Application of Netbox-Join

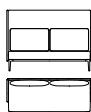


Linking of elements



JAAN SILENT

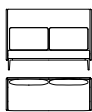
upholstered bench



788-20 SU

W 189 D 73 H 135
SH 44 SD 46

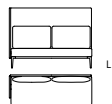
W 74½ D 28¾ H 53¼
SH 17¼ SD 18



788-20 LU

W 189 D 73 H 135
SH 44 SD 46

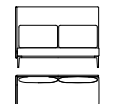
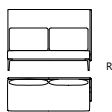
W 74½ D 28¾ H 53¼
SH 17¼ SD 18



788-20 S

W 185 D 73 H 135
SH 44 SD 46

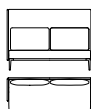
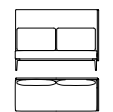
W 72¾ D 28¾ H 53¼
SH 17¼ SD 18



788-20 L

W 185 D 73 H 135
SH 44 SD 46

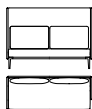
W 72¾ D 28¾ H 53¼
SH 17¼ SD 18



788-20 SLLR

W 189 D 73 H 135
SH 44 SD 46

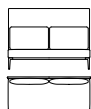
W 74½ D 28¾ H 53¼
SH 17¼ SD 18



788-20 SRLL

W 189 D 73 H 135
SH 44 SD 46

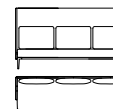
W 74½ D 28¾ H 53¼
SH 17¼ SD 18



788-20 M

W 180 D 73 H 135
SH 44 SD 46

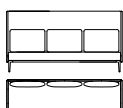
W 70¾ D 28¾ H 53¼
SH 17¼ SD 18



788-30 SU

W 257 D 73 H 135
SH 44 SD 46

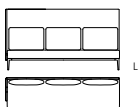
W 101¼ D 28¾ H 53¼
SH 17¼ SD 18



788-30 LU

W 257 D 73 H 135
SH 44 SD 46

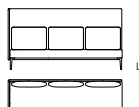
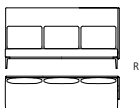
W 101¼ D 28¾ H 53¼
SH 17¼ SD 18



788-30 S

W 253 D 73 H 135
SH 44 SD 46

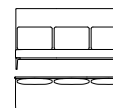
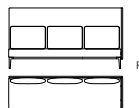
W 99½ D 28¾ H 53¼
SH 17¼ SD 18



788-30 L

W 253 D 73 H 135
SH 44 SD 46

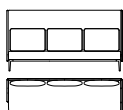
W 99½ D 28¾ H 53¼
SH 17¼ SD 18



788-30 M

W 248 D 73 H 135
SH 44 SD 46

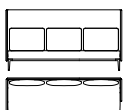
W 97¾ D 28¾ H 53¼
SH 17¼ SD 18



788-30 SLLR

W 257 D 73 H 135
SH 44 SD 46

W 101¼ D 28¾ H 53¼
SH 17¼ SD 18



788-30 SRLL

W 257 D 73 H 135
SH 44 SD 46

W 101¼ D 28¾ H 53¼
SH 17¼ SD 18

in cm

in inches

in cm

in inches

in cm

in inches

in cm

in inches

cushions and rolls



788-RKS1
W 86 H 50

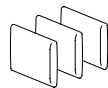
in cm

in inches W 33¾ H 19¾



788-RKS2
W 86 H 50

W 33¾ H 19¾



788-RKS3
W 78 H 50

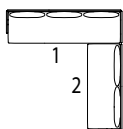
W 30¾ H 19¾



788-CON
Ø 0.3 H 2 W 13

Ø H ¾ W 5

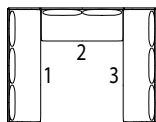
configuration example



788-Version A
W 257 D 262 H 135
SH 44 SD 46

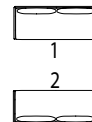
in cm

in inches W 101¼ D 103¼ H 53¼
SH 17¼ SD 18



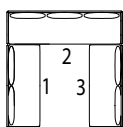
788-Version B
W 326 D 257 H 135
SH 44 SD 46

W 128¼ D 101¼ H 53¼
SH 17¼ SD 18



788-Version C
W 266 D 189 H 135
SH 44 SD 46

W 104¾ D 74½ H 53¼
SH 17¼ SD 18



788-Version D
W 257 D 262 H 135
SH 44 SD 46

in cm

in inches W 101¼ D 103¼ H 53¼
SH 17¼ SD 18

JAAN SILENT

sofa



789-15 SU

W 129 D 80 H 135
SH 46.5 SD 53

W 50¾ D 31½ H 53¼
SH 18¼ SD 20¾



789-15 LU

W 129 D 80 H 135
SH 46.5 SD 53

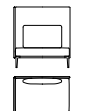
W 50¾ D 31½ H 53¼
SH 18¼ SD 20¾



789-15 S

W 125 D 80 H 135
SH 46.5 SD 53

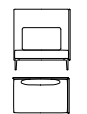
W 49¾ D 31½ H 53¼
SH 18¼ SD 20¾



789-15 L

W 125 D 80 H 135
SH 46.5 SD 53

W 49¾ D 31½ H 53¼
SH 18¼ SD 20¾



789-15 SLLR

W 129 D 80 H 135
SH 46.5 SD 53

W 50¾ D 31½ H 53¼
SH 18¼ SD 20¾



789-15 SRLL

W 129 D 80 H 135
SH 46.5 SD 53

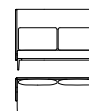
W 50¾ D 31½ H 53¼
SH 18¼ SD 20¾



789-15 M

W 120 D 80 H 135
SH 46.5 SD 53

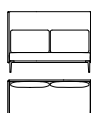
W 47¾ D 31½ H 53¼
SH 18¼ SD 20¾



789-20 SU

W 189 D 52 H 135
SH 44 SD 53

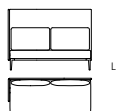
W 74½ D 20½ H 53¼
SH 17¼ SD 20¾



789-20 LU

W 189 D 80 H 135
SH 46.5 SD 53

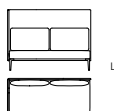
W 74½ D 31½ H 53¼
SH 18¼ SD 20¾



789-20 S

W 185 D 80 H 135
SH 46.5 SD 53

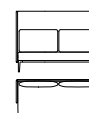
W 72¾ D 31½ H 53¼
SH 18¼ SD 20¾



789-20 L

W 185 D 80 H 135
SH 46.5 SD 53

W 72¾ D 31½ H 53¼
SH 18¼ SD 20¾



789-20 SLLR

W 189 D 80 H 135
SH 46.5 SD 53

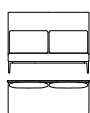
W 74½ D 31½ H 53¼
SH 18¼ SD 20¾



789-20 SRLL

W 189 D 80 H 135
SH 46.5 SD 53

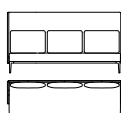
W 74½ D 31½ H 53¼
SH 18¼ SD 20¾



789-20 M

W 180 D 80 H 135
SH 46.5 SD 53

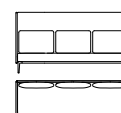
W 70¾ D 31½ H 53¼
SH 18¼ SD 20¾



789-30 SU

W 257 D 80 H 135
SH 46.5 SD 53

W 101¼ D 31½ H 53¼
SH 18¼ SD 20¾



789-30 LU

W 257 D 80 H 135
SH 46.5 SD 53

W 101¼ D 31½ H 53¼
SH 18¼ SD 20¾

in cm

in inches

in cm

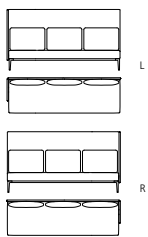
in inches

in cm

in inches

in cm

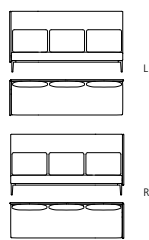
in inches



789-30 S

in cm W 253 D 80 H 135
SH 46.5 SD 53

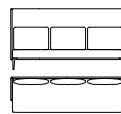
in inches W 99½ D 31½ H 53¼
SH 18¼ SD 20¾



789-30 L

in cm W 253 D 80 H 135
SH 46.5 SD 53

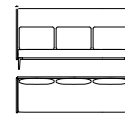
in inches W 99½ D 31½ H 53¼
SH 18¼ SD 20¾



789-30 SLLR

in cm W 257 D 80 H 135
SH 46.5 SD 53

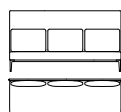
in inches W 101¼ D 31½ H 53¼
SH 18¼ SD 20¾



789-30 SRLL

in cm W 257 D 80 H 135
SH 46.5 SD 53

in inches W 101¼ D 31½ H 53¼
SH 18¼ SD 20¾



789-30 M

in cm W 248 D 80 H 135
SH 46.5 SD 53

in inches W 97¾ D 31½ H 53¼
SH 18¼ SD 20¾

cushions and rolls



788-RKS1

in cm W 86 H 50

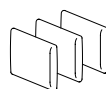
in inches W 33¾ H 19¾



788-RKS2

in cm W 86 H 50

in inches W 33¾ H 19¾



788-RKS3

in cm W 78 H 50

in inches W 30¾ H 19¾



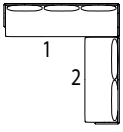
788-CON

in cm Ø 0.3 H 2 W 13

in inches Ø H ¾ W 5

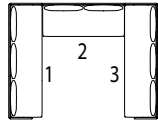
JAAN SILENT

configuration example



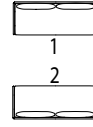
789-Version A
W 257 D 265 H 135
SH 46.5 SD 53

W 101¼ D 104¼ H 53¼
SH 18¼ SD 20¾



789-Version B
W 340 D 257
SD 53 SH 46.5

W 133¾ D 101¼
SD 20¾ SH 18¼

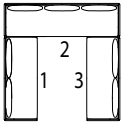


789-Version C
W 280 D 189 H 135
SH 46.5 SD 53

W 110¼ D 74½ H 53¼
SH 18¼ SD 20¾

in cm

in inches



789-Version D
W 257 D 265 H 135
SH 46.5 SD 53

W 101¼ D 104¼ H 53¼
SH 18¼ SD 20¾

in cm

in inches