



## KEYPIECE MANAGEMENT DESK. DESKS

DESIGN: EOOS.

### Table top and edge versions

MDF core with a straight edge.

#### Finishes:

- melamine soft white with ABS ending from price group I.
  - fine-textured paint, .03 paint white, HPL laminate, fenix® and veneers from price groups IV, V and VI.
- Thickness: 16 mm.
- Thickness: 14 mm.

### Table legs and base

#### material:

- joints: die-cast aluminium
  - frame: extruded aluminium profile
- The joints, frame and plastic covers are always grey / black.

Optional horizontal cable ducts (for an upcharge).

#### legs:

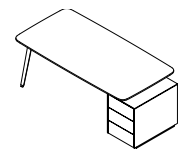
Aluminium leg with mechanism to adjust the height from 68 to 78 cm, at intervals of 1 cm, integrated cable duct and plastic cover.

The height is adjusted manually using a spanner. The screw joint on the side of the container is concealed within the frame.

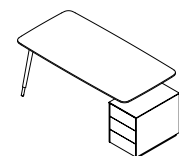
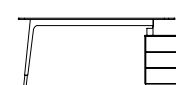
Or alternatively solid wood leg (without mechanism to adjust the height).

Aluminium legs are available either in a polished or powder-coated black matt finish.

58 cm



78 cm



Solid wood legs are available in oak white-pigmented, oiled (.10wo), oak fumed, oiled (.13wo), oak burned, oiled (.14wo) or nutwood with sapwood, oiled (.99wo).

### Accessories

*A leather pad and cable access are also available. These are detailed in later pages.*

### module

- left
- right

### base frame

- polished
- powder-coated black matt

### cable management

- cable duct horizontal

extension desk – table top width 160 cm

---



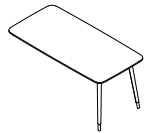
boat-shape  
2 legs

W 160  
D 80/78  
H 68 – 78

W 63  
D 31½/30¾  
H 26¾ – 30¾

4450 table top thickness 14 / 16 mm  
straight edge

aluminium legs



boat-shape  
2 legs

W 160  
D 80/78  
H 74

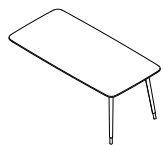
W 63  
D 31½/30¾  
H 29¼

4749 table top thickness 14 / 16 mm  
straight edge

solid wood legs

extension desk – table top width 180 cm

---



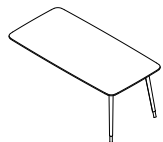
boat-shape  
2 legs

W 180  
D 90/87  
H 68 – 78

W 70¾  
D 35½/34¼  
H 26¾ – 30¾

4451 table top thickness 14 / 16 mm  
straight edge

aluminium legs



boat-shape  
2 legs

W 180  
D 90/87  
H 74

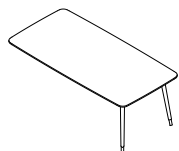
W 70¾  
D 35½/34¼  
H 29¼

4750 table top thickness 14 / 16 mm  
straight edge

solid wood legs

extension desk – table top width 200 cm

---



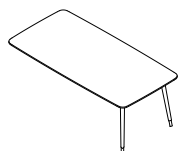
boat-shape  
2 legs

W 200  
D 100/97  
H 68 – 78

W 78¾  
D 39¼/38¼  
H 26¾ – 30¾

4452 table top thickness 14 / 16 mm  
straight edge

aluminium legs



boat-shape  
2 legs

W 200  
D 100/97  
H 74

W 78¾  
D 39¼/38¼  
H 29¼

4751 table top thickness 14 / 16 mm  
straight edge

solid wood legs

## KEYPIECE MANAGEMENT DESK

### free-standing desk – table top width 160 cm

---



boat-shape  
2 legs

W 160  
D 80/78  
H 68 – 78

4453 table top thickness 14 / 16 mm  
straight edge

aluminium legs

W 63  
D 31½/30¾  
H 26¾ – 30¾



boat-shape  
2 legs

W 160  
D 80/78  
H 74

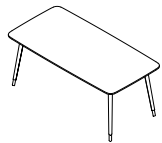
4752 table top thickness 14 / 16 mm  
straight edge

solid wood legs

W 63  
D 31½/30¾  
H 29¼

### free-standing desk – table top width 180 cm

---



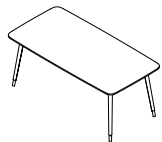
boat-shape  
2 legs

W 180  
D 90/87  
H 68 – 78

4454 table top thickness 14 / 16 mm  
straight edge

aluminium legs

W 70¾  
D 35½/34¼  
H 26¾ – 30¾



boat-shape  
2 legs

W 180  
D 90/87  
H 74

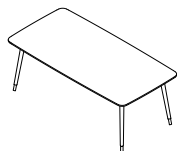
4753 table top thickness 14 / 16 mm  
straight edge

solid wood legs

W 70¾  
D 35½/34¼  
H 29¼

### free-standing desk – table top width 200 cm

---



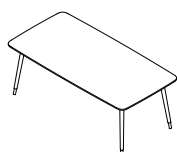
boat-shape  
2 legs

W 200  
D 100/97  
H 68 – 78

4455 table top thickness 14 / 16 mm  
straight edge

aluminium legs

W 78¾  
D 39¼/38¼  
H 26¾ – 30¾



boat-shape  
2 legs

W 200  
D 100/97  
H 74

4754 table top thickness 14 / 16  
mm  
straight edge

solid wood legs

W 78¾  
D 39¼/38¼  
H 29¼

## KEYPIECE MANAGEMENT DESK



## KEYPIECE MANAGEMENT DESK. PEDESTALS

---

DESIGN: EOOS.

<b>Finishes</b>	Melamine anthracite 87m, .03 paint white, fine-textured paint or veneers from price groups II, IV, V, VI. Corpus inside: silver grey melamine.	<b>Accessories</b>	Drawer compartments: Silver-grey plastic separating panel running parallel to the drawer front - can be positioned at preset depths within the drawer.  Utensil tray: Silver-grey plastic, can be inserted at different depths within the drawer. The insert is positioned in a notch in the upper part of the drawer, leaving the space below free for other uses.  Please note that, if the utensil tray is used together with the drawer compartments, the utensil tray can only be placed in front of the first separating panel.  The accessories are detailed in later pages.
<b>Versions</b>	Two different versions of the pedestals are available: Pedestal with casters or support pedestals with plinth.	<b>Ordering notes</b>	<i>If you are ordering more than one desk, please specify clearly which pedestal belongs to which desk.</i>
<b>Drawers</b>	Doors and drawers do not have handles and open with the touch function. Interior of drawers: metal silver-grey.		
<b>Plug management</b>	Cable duct: The support pedestal includes concealed cable ducts, running from the floor to the table top. A magnetic cover conceals the cable as it runs between the pedestal and the table.  Floor box: The floor of the support pedestal has an 19 x 19 cm access hatch to the floor box.		

---

<b>finish</b>	<input type="checkbox"/> powder-coated black matt <input type="checkbox"/> polished chrome <input type="checkbox"/> silver-grey	<b>base frame</b>	<input type="checkbox"/> polished <input type="checkbox"/> powder-coated black matt
<b>module</b>	<input type="checkbox"/> left <input type="checkbox"/> right	<b>function</b>	<input checked="" type="checkbox"/> lock
		<b>cable management</b>	<input checked="" type="checkbox"/> cable duct horizontal

pedestal with casters – free-standing

---



2 drawers, 1 with suspension  
filling frame, 4 brake-loaded casters

**4460**

W 44 D 62 H 59

W 17¼ D 24½ H 23¼



3 drawers, 4 brake-loaded  
casters

**4461**

W 44 D 62 H 59

W 17¼ D 24½ H 23¼

support pedestal – for extension

---



2 drawers,  
1 with suspension filing frame

**4465**

W 44 D 70 H 58.5

W 17¼ D 27½ H 23



3 drawers

**4466**

W 44 D 70 H 58.5

W 17¼ D 27½ H 23

accessories

---



drawer dividers

**4468**

W 30 H 6.5

W 11¾ H 2½

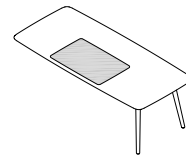


utensil tray for drawers

**4469**

W 33 D 20 H 2.5

W 13 D 7¾ H 1



leather pad  
without chamfer

**4590**

W 85 D 55

W 33½ D 21¾



cable access

**4592**

Ø 8

Ø 3¼