



ISHINO. SOFA

DESIGN: DAÏ SUGASAWA.

Construction	– seat and back: wooden construction, webbing. – armrest: steel frame.	Cover	195-25, 195-30, 194-25, 194-30: upholstered in the same material.
Frame	base: beech lacquered in black		195-25 C, 195-30 C, 194-25 C, 194-30 C: Combined upholstery: Interior and exterior of the unit can be upholstered in different colors and materials. For units with combination upholstery, add list price of e.g. 195-25 C in selected price group with upcharge back shield to obtain total list price for item.
Upholstery	seat: cold foam sandwich frame with polyester fiber wrap back: cold foam sandwich frame with polyester fiber wrap back cushions: loose, ticking sewn into chambers with goose fill	Information	The cover processing is adapted to the deliberately soft, casual upholstery surface. Some cover creasing is deliberate and is not a quality issue.
Arms	cold foam with polyester fiber wrap		

upholstery look	<input type="checkbox"/> casual <input type="checkbox"/> formal
base frame	<input checked="" type="checkbox"/> black painted
glides	<input type="checkbox"/> felt glides <input type="checkbox"/> synthetic glides <input type="checkbox"/> stoppers

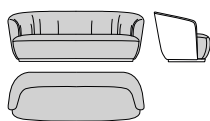


free-standing sofa



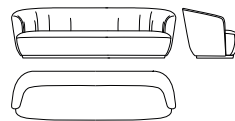
194-25
W 200 D 88 H 74
SH 42 SD 61

W 78¾ D 34¾ H 29¼
SH 16½ SD 24



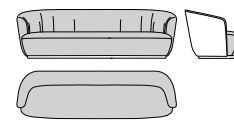
194-25 C
W 200 D 88 H 74
SH 42 SD 61

W 78¾ D 34¾ H 29¼
SH 16½ SD 24



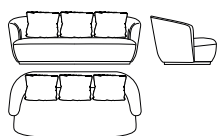
194-30
W 240 D 88 H 74
SH 42 SD 61

W 94½ D 34¾ H 29¼
SH 16½ SD 24



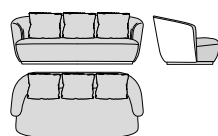
194-30 C
W 240 D 88 H 74
SH 42 SD 61

W 94½ D 34¾ H 29¼
SH 16½ SD 24



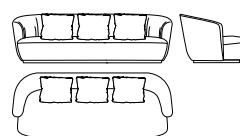
195-25
W 200 D 102 H 74
SH 42 SD 54

W 78¾ D 40¼ H 29¼
SH 16½ SD 21¼



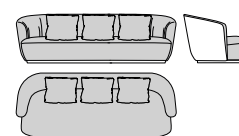
195-25 C
W 200 D 102 H 74
SH 42 SD 54

W 78¾ D 40¼ H 29¼
SH 16½ SD 21¼



195-30
W 240 D 102 H 74
SH 42 SD 54

W 94½ D 40¼ H 29¼
SH 16½ SD 21¼



195-30 C
W 240 D 102 H 74
SH 42 SD 54

W 94½ D 40¼ H 29¼
SH 16½ SD 21¼

cushions and rolls



194-CK1
W 50 D 50

W 19¾ D 19¾



194-RK1
W 55 D 55

W 21¾ D 21¾