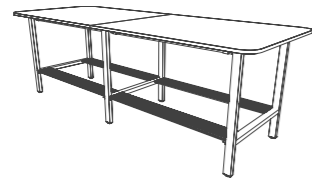


STATEMENT OF LINE



Single Bench

Length: 1600, 1800, 2000, 2200, 2400 mm
Width: 1000, 1200 mm

Double Bench

Length: 2822, 3222, 3622, 4022, 4422 mm
Width: 1000, 1200 mm

SURFACE MATERIALS

Surface materials shown in brochure:

TOP

- White Mountain Larch R006
- Plywood
- Clay Wenge 2LCW

BASE

- Platinum Metallic SL
- Burnished Bronze 4B23
- Raw Metal with Clear Coat

Colors are representative and may vary slightly from actual material.

For further options visit us online.

SUSTAINABILITY

EPD - Environmental Product Declaration

FOOTREST



Aluminium Footrest



MDF Footrest

CABLE MANAGEMENT



Power Hook



Power Hook with Flex Power Hanger



Integrated Top Access




Cable Tray + Cable Chain

UNIQUE FINISHES



Cork



Linoleum



Plywood




19-0129619

Steelcase®

Visit steelcase.com

- facebook.com/Steelcase
- twitter.com/Steelcase
- youtube.com/SteelcaseTV

Concept and Design / Steelcase
19-E0000532 01/20 © 2020 Steelcase Inc. All rights reserved. All specifications subject to change without notice.
Printed on at least 60% recycled paper. Cert no. BV-COC-858659. Printed in France by OTT Imprimeurs – Wasselonne.



FrameFour WorkBench
Benching

Steelcase

A place to work alone and together.

Designed with a footrest, integrated power and supportive of screens, the FrameFour WorkBench offers workers choice and control over their level of privacy and their posture. When nomadic workers are looking to switch up their day, the FrameFour WorkBench provides them with a change in scenery without having to leave their team behind.

88%

of highly engaged and highly satisfied workers can choose where they work in the office depending on the task at hand.

Source: Steelcase Global Report



19-0129635

KITCHEN ISLAND

Relationships anchor people's commitment to the larger organisation. The FrameFour WorkBench is the "kitchen island" of the office — a place all workers are naturally drawn to.



19-0127185

COLLABORATION HUB

The standing-height design prompts creative thinking by encouraging movement and the use of collaborative tools like whiteboards and digital displays. Team members can shift between a seated or standing posture without losing eye contact, supporting comfortable proximity and meeting flow.



17-0084289

MAKER SPACE

The FrameFour WorkBench supports Agile teams by offering an inspiring space to rapidly prototype ideas. Organic surfaces like cork and plywood tops provide a raw, authentic aesthetic, while a mobile power unit gives workers the flexibility to make the space work for them.



19-0129618